

AURATON 4D PRO

cable controller for 4 heating zones

AURATON 4D PRO is a controller intended for work with cable temperature controllers, heads, a central heating pump, and a heat source.

WARNING!

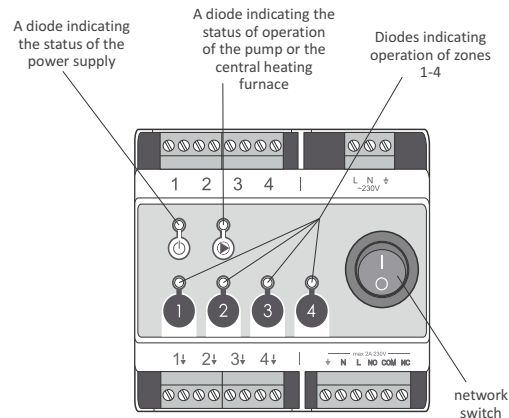
The controller is intended for installation on a DIN rail in a cabinet.

Action

AURATON 4D PRO works in the same way as 4 separate heating zone channels and additionally may perform the following functions:

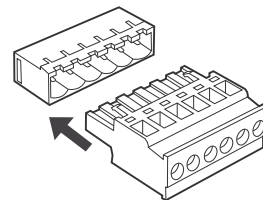
- control of a central heating circulation pump and
- control of a central heating furnace via a transmitter with potential-free contacts.

Description of the device, the push buttons, and the indicator lights

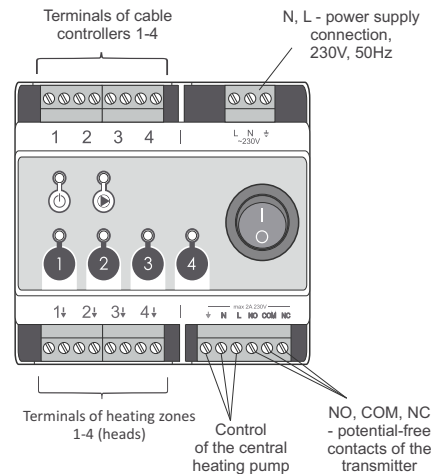


NOTE:

In order to facilitate installation, the terminals are fitted with extendable clamps. Before cable connections are made, they can be disconnected from the controllers.



Description of terminal clamps



NOTE:

Connections may be made only when the power supply is cut off.

Each zone can be connected independently with one AURATON cable controller (e.g. 2025, 2030, 3003, 3013).

Indication of operation of the controller

The controller indicates its operating status with LED diodes.

• A diode indicating the status of the power supply (red):

The power supply diode is off	The control switch is off
The power supply diode is on	The controller is in normal operation mode

• Diode indicating the status of operation of the pump and the transmitter (green):

The diode is off	No control of the central heating – the transmitter is off
The diode is on	The central heating pump is on – the transmitter is on

• Diodes indicating operation of heating zones:

The diode is off	The heating is off
The diode is on	The heating is on

Connection of the central heating furnace

The central heating furnace must be connected to the COM-NO or COM-NC clamps.

This is a standard one-pole bistate transmitter. In most cases, the NC clamp is not used.



NOTE: Connections may be made only when the power supply is cut off.

The controller should be installed by a specialized company.

Control of the central heating pump or the central heating furnace

The central heating pump and the furnace is switched on when heating is switched on if in any of the heating zones a diode that indicates operation of the central heating pump and the furnace is switched on.

The pump and furnace is switched off when no heating zone is active.

Cleaning and maintenance

- The outside of the controller must be cleaned with a clean cloth. Do not use solvents (such as benzene, thinners, or alcohol).
- Do not touch the device with wet hands. This can lead to electric shock or serious damage to the device.
- Do not expose the device to excessive impact of smoke or dust.
- Avoid contact of the device with liquids and moisture.

Disposal of the device



The device is marked with a symbol of a crossed waste bin. Pursuant to European Directive 2002/96/EC and to the Act on waste electrical and electronic equipment, such mark indicates that the device, at the end of its service life, must not be disposed off together with other household waste.

The user is required to deliver it to a waste electrical and electronic equipment collection point.

Technical data

Place of installation	Din rail enclosure
Power supply	230V AC 50Hz
Number of independently controlled heating zones	4
Possibility to log in a maximum of	4 thermostats
Load capacity of the 230V head-control outputs	max. 3 AURATON actuators per zone
Load capacity of transmitter	230V AC, 2A (potential-free contacts COM, NO, NC)
Load capacity of the central heating pump	2A
Indication of operation status	optical - diodes